




reuniform



ONE

AND SHIRT & BLOUSE COLLECTIONS
2016



ONE COLLECTION

7 piece collection in Black

WOMEN'S

SATURN Jacket	04 - 05
LUNA Waistcoat	04
PLUTO Skirt	04 - 05
VENUS Trousers	05 - 08

WOMEN'S COLLECTION SUMMARY

Women's Jacket, Waistcoat & Skirt	10
Women's Trousers & Trousers Profile	11

MEN'S

JUPITER Jacket	06 - 07
MERCURY Waistcoat	06
MARS Trousers	06 - 07 - 09

MEN'S COLLECTION SUMMARY

Men's Jacket, Trousers & Waistcoat	13
------------------------------------	----

COLOUR CHOICE & AFTERCARE	13
---------------------------	----





ONE COLLECTION



- 100% Superfine Polyester
- 335gm fabric
- Machine washable tailoring
- Ideal for hospitality, schools, FM & health sector

TAILORED FIT



Luna Waistcoat

(Black)
5 button front,
2 welt pockets,
lining backed with adjuster,
machine washable.

Saturn Jacket

(Black)

Pluto Skirt

(Black)
Straight skirt,
centre vent,
fully lined,
machine washable.



Venus Trouser

(Black)

Straight leg trouser, slim waistband with belt loops & key loop, 2 side pockets, mock rear pockets, machine washable.



TAILORED FIT

AVAILABLE FROM 4R TO 26R

SATURN Jacket

(Black)

Short, tailored fit,
1 button jacket, slim lapel
with seam detail,
centre vent,
machine washable.

Palena Blouse

(White)



JUPITER Jacket

(Black)

Tailored fit, single breasted,
2 button jacket,
side vents,
machine washable.

Alba Shirt

(White)



Mercury Waistcoat

(Black)

5 button front, 2 welt pockets,
lining backed with adjuster,
machine washable.



Mars Trousers

(Black)

Tailored fit, flat front trouser; key loop,
2 side pockets, 1 rear pocket,
machine washable.

TAILORED FIT
AVAILABLE FROM SIZE 34R



TAILORED FIT SUITING



STRAIGHT LEG
TROUSER



KEY LOOP

Venus Trouser
(Black)

Straight leg trouser,
slim waistband,
belt loops & key loop,
2 side pockets,
mock rear pockets,
machine washable.

Franca Blouse

(White with front panel design)

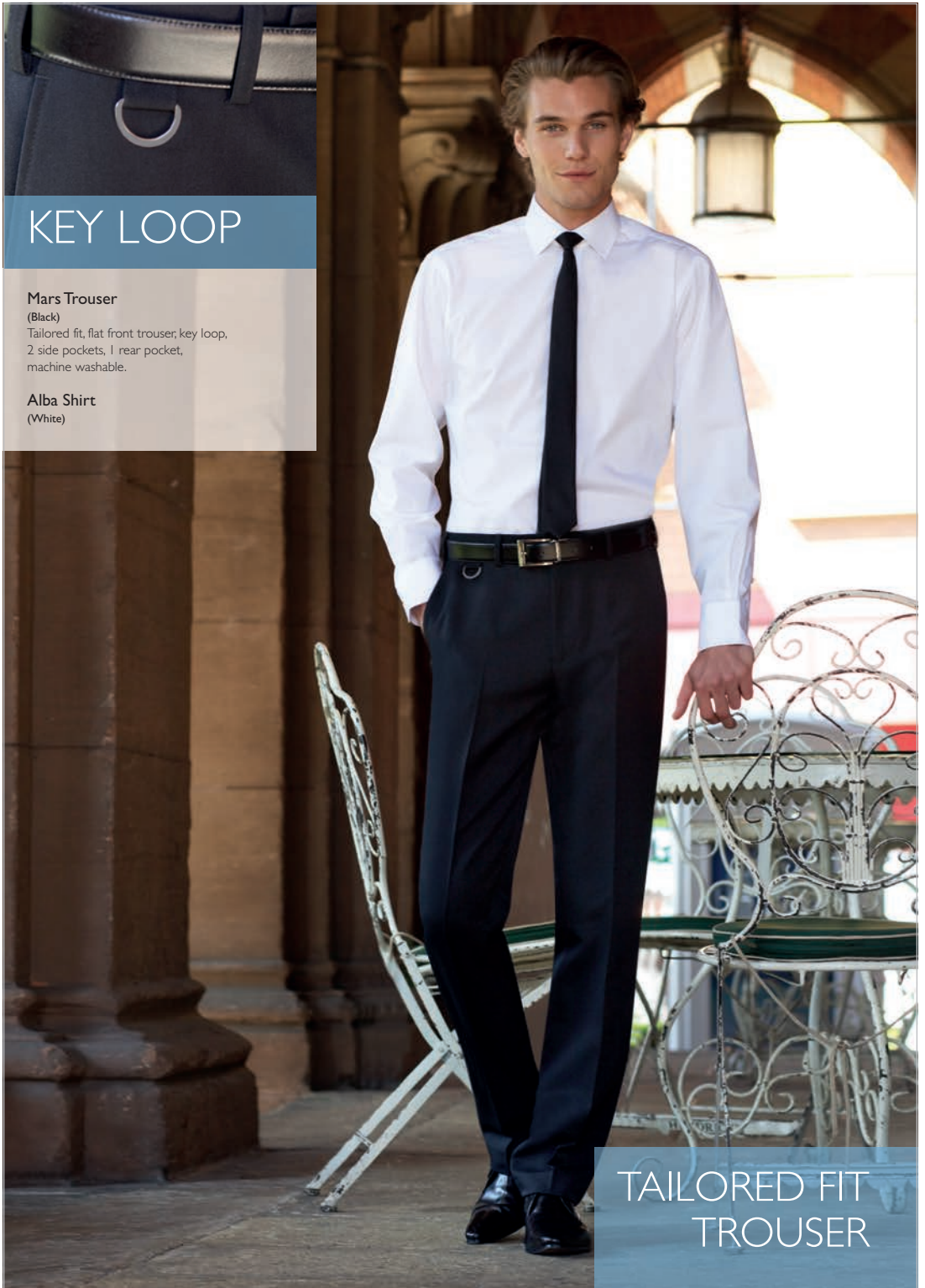


KEY LOOP

Mars Trousers (Black)

Tailored fit, flat front trouser, key loop,
2 side pockets, 1 rear pocket,
machine washable.

Alba Shirt (White)



TAILORED FIT
TROUSER

WOMEN'S

ONE COLLECTION

100% Polyester

335gm fabric, machine washable

TAILORED FIT JACKET



LINING BACKED WAISTCOAT WITH ADJUSTER



WOMEN'S SIZES 4 to 26



SATURN Jacket (Black)

Short, tailored fit, 1 button jacket, slim lapel with seam detail, centre vent.

Sizes: 8 - 16 short
4 - 26 regular
10 - 18 long

Code & Colour:
2255D Black

NEW
LENGTHS
AVAILABLE

LUNA Waistcoat (Black)

5 button front, 2 welt pockets, lining backed with adjuster.

Sizes: XS 4 - 6
S 8 - 10
M 12 - 14
L 16 - 18
XL 20 - 22
XXL 24 - 26

Code & Colour:
2257D Black

PLUTO Skirt (Black)

Straight skirt, centre vent, fully lined.

Sizes: 4 - 26 regular
length 22"

Code & Colour:
2258D Black

STRAIGHT
LEG TROUSER
WITH
KEY
LOOP



STRAIGHT
LEG
PROFILE



VENUS Trouser (Black)
Straight leg trouser; slim waistband,
belt loops & key loop, 2 side pockets,
mock rear pockets,

Sizes: 4 - 26 waist in leg lengths
R-29", L-31", XL-33"
& 36" unfinished

Code & Colour:
2256D Black

Half hem width at size 12 = 22cm

VENUS Trouser
(Black)
Straight leg profile.



*22cm

MEN'S

ONE COLLECTION

100% Polyester

335gm fabric, machine washable

**TAILORED
FIT
JACKET**



**TAILORED
FIT
TROUSER
WITH
KEY
LOOP**



**LINING
BACKED
WAISTCOAT
WITH ADJUSTER**



JUPITER Jacket (Black)

Tailored fit, single breasted jacket,
2 button front, side vents.

Sizes: 38" - 44" short
34" - 50" regular
40" - 46" long

Code & Colour:
3344D Black

**NEW
LENGTHS
AVAILABLE**

MARS Trousers (Black)

Tailored fit, flat front trouser,
key loop, 2 side pockets, 1 rear pocket.

Sizes: 30" - 42" short, inside leg length 29.5"
26" - 48" regular, inside leg length 31.5"
30" - 42" long, inside leg length 33"
26" - 48" unfinished, inside leg length 36"

Code & Colour:
8648D Black

Half hem width at waist size 34" = 21 cm

MERCURY Waistcoat (Black)


5 button front, 2 welt pockets,
lining backed with adjuster.

Sizes: XS 34" - 36"
S 38" - 40"
M 42" - 44"
L 46" - 48"
XL 50" - 52"

Code & Colour:
1295D Black

FABRIC COLOUR CHOICE

Our **ONE** collection is available in **Black**.



D. Black



Key loop



One Collection interior

WASHCARE INSTRUCTIONS

WASHING

For the best results ensure that the suit is washed separately & machine wash as wool. Garments will need to be removed immediately from the machine when the cycle has ended.

DRYING

Place the jacket on the hanger; gently shake and re-shape by straightening seams. Fold the trousers to the front creases and hang over the bar on garment hanger. Allow both garments to dry naturally & keep away from direct heat. Do not tumble dry.

FINISHING

If required, press the garments using a cool iron over a damp cloth. Alternatively, garments from the One Collection can be dry cleaned.



MACHINE
WASHABLE

40°

SUITABLE
FOR DRY
CLEANING



SHIRT & BLOUSE COLLECTION

This 20 piece collection offers



WOMEN'S

CREPE DE CHINE

FELINA Short sleeve blouse	16 - 17
RIOLA Long sleeve blouse	16 - 17

STRETCH COTTON BLEND - EASY IRON

TREVI Semi fitted, Single cuff	18 - 19
SOAVE Semi fitted, Short sleeve	18 - 19
FRANCA Semi fitted, Single cuff	22 - 23

COTTON RICH - EASY IRON

PALENA Semi fitted, Single cuff	26 - 27
PADULI Semi fitted, Short sleeve	30 - 31
PERANO Semi fitted, Single cuff	32 - 33
PESCARA Semi fitted, Short sleeve	34 - 35
CAMPANIA Semi fitted, Single cuff	36 - 37
LIGURIA Semi fitted, Short sleeve	38 - 39


MEN'S

STRETCH COTTON BLEND - EASY IRON

PISA Slim fit, Single cuff	20 - 21
LUCCA Slim fit, Single cuff	24 - 25

COTTON RICH - EASY IRON

RAPINO Classic fit, Single cuff	26
ALBA Slim fit, Single cuff	28 - 29
ROSELLO Classic fit, Short sleeve	30 - 31
RUFINA Classic fit, Single cuff	32 - 33
ROCCELLA Classic fit, Short sleeve	34 - 35
MANTOVA Classic fit, Single cuff	36 - 37
SAVONA Classic fit, Short sleeve	38 - 39



SHIRT & BLOUSE COLLECTION

CREPE DE CHINE - STRETCH COTTON BLEND - COTTON RICH



- Co-ordinating men's and women's business shirts and blouses
- Large choice of fabrics, fits & styles
- Ideal for all corporate arenas

NEW
CREPE
DE CHINE
AVAILABLE TO
SIZE 30

A. White



CREPE DE CHINE



94% Polyester / 6% Elastane CREPE DE CHINE - SHORT & LONG SLEEVE

WOMEN'S FELINA Short sleeve

WOMEN'S RIOLA Long sleeve

- Short & long sleeve ladies' blouse, round neck, front pleat detail, bust darts
- Single gold button cuff (Riola)
- Rear gold zip detail
- Easy care, machine washable at 30°



B. Cream

FELINA Blouse
(Short sleeve)

Codes & Colours:
2265A White
2265B Cream

Sizes: 6 - 30 regular



FELINA Blouse
(Short sleeve)



RIOLA Blouse
(Long sleeve)

Codes & Colours:
2264A White
2264B Cream

Sizes: 6 - 30 regular



RIOLA Blouse
(Long sleeve)



Back collar zip and button cuff detail

STRETCH COTTON BLEND



57% Polyester / 39% Cotton / 4% Elastane - EASY IRON

WOMEN'S **TREVI** Semi fitted, Long sleeve, Single cuff

WOMEN'S **SOAVE** Semi fitted, Short sleeve

- Fly front
- Rounded collar
- Single button cuff (Trevi)



NEW TREVI & SOAVE SEMI FITTED



TREVI Blouse
(Semi fitted, Single cuff)



SOAVE Blouse
(Semi fitted, Short sleeve)



A. White



B. Sky Blue



D. Black

TREVI Blouse
(Semi fitted, Single cuff)

Codes & Colours:
2268A White
2268B Sky Blue
2268D Black

Sizes: 6 - 24 regular

SOAVE Blouse
(Semi fitted, Short sleeve)

Codes & Colours:
2269A White
2269B Sky Blue
2269D Black

Sizes: 6 - 24 regular



TREVI & SOAVE blouses match men's PISA shirt.
See pages 20 and 21 for more information.

BROOK TAVERNER
corporate tailoring

NEW PISA SLIM FIT SHIRT



STRETCH COTTON BLEND



57% Polyester / 39% Cotton / 4% Elastane - EASY IRON - LONG SLEEVE

MEN'S PISA Slim fit, Long sleeve, Single cuff

- Single 2 button cuff
- Twin rear darts for defined silhouette



A. White



B. Sky Blue



D. Black



PISA Shirt
(Slim fit, Single cuff)

Codes & Colours:
7721A White
7721B Sky Blue
7721D Black

Sizes: 14.5" - 18"

PISA Shirt
(Slim fit, Single cuff)

PISA shirt matches women's TREVI & SOAVE blouses.
See pages 18 and 19 for more information.

STRETCH COTTON BLEND



57% Polyester / 39% Cotton / 4% Elastane - EASY IRON - LONG SLEEVE

WOMEN'S FRANCA Semi fitted, Single cuff

- Fly front
- Contrast White rounded collar and contrast White single button cuff



FRANCA Blouse
(Semi fitted, Single cuff)

Codes & Colours:

- 2251A White with front panel stripe
- 2251B Sky Blue
- 2251C Blue Stripe
- 2251D Lilac Stripe
- 2251E Red Stripe

Sizes: 6 - 24 regular

FRANCA blouse matches men's LUCCA shirt.
See pages 22 and 23 for more information.



A. White with front panel stripe



FRANCA Blouse
(Semi fitted, Single cuff)



B. Sky Blue



C. Blue Stripe



D. Lilac Stripe



E. Red Stripe

STRETCH COTTON BLEND



57% Polyester / 39% Cotton / 4% Elastane - EASY IRON - LONG SLEEVE

MEN'S LUCCA Slim fit, Single cuff

- Contrast white collar with single 2 button cuff
- Twin rear darts for defined silhouette

LUCCA Shirt
(Slim fit, Single cuff)

Codes & Colours:

- 7658B Sky Blue
- 7658C Blue stripe
- 7658D Lilac stripe
- 7658E Red stripe

Sizes: 14.5" - 18"



B. Sky Blue

C. Blue Stripe

D. Lilac Stripe

E. Red Stripe

LUCCA shirt matches women's FRANCA blouse.
See pages 24 and 25 for more information.

SLIM FIT

SINGLE CUFF



LUCCA Shirt
(Slim fit, Single cuff)

COTTON RICH



55% Cotton / 45% Polyester - EASY IRON - LONG SLEEVE


MEN'S **RAPINO** Classic fit, Single cuff

WOMEN'S **PALENA** Semi fitted, Single cuff

- Chest pocket (Rapino)
- Single 2 button cuff (Palena)



CLASSIC FIT SINGLE CUFF



SEMI FITTED SINGLE CUFF

RAPINO Shirt
(Classic fit, Single cuff)

Codes & Colours:

7539A White
7539B Pink
7539D Black
7539E Blue

Sizes: 14.5" - 20"



RAPINO Shirt
(Classic fit, Single cuff)

PALENA Blouse
(Semi fitted, Single cuff)

Codes & Colours:
2214A White
2214E Blue

Sizes: 4 - 30 regular



PALENA Blouse
(Semi fitted, Single cuff)

Codes & Colours:
2214B Pink
2214D Black

Sizes: 6 - 24 regular

**EXTENDED SIZE RANGE
NOW AVAILABLE**



A. White

B. Pink

E. Blue

D. Black

RAPINO shirt & PALENA blouse match
men's ALBA & ROSELLO shirts and women's PADULI blouse.
See pages 28, 29, 30 and 31 for more information.

COTTON RICH



55% Cotton / 45% Polyester - EASY IRON - LONG SLEEVE

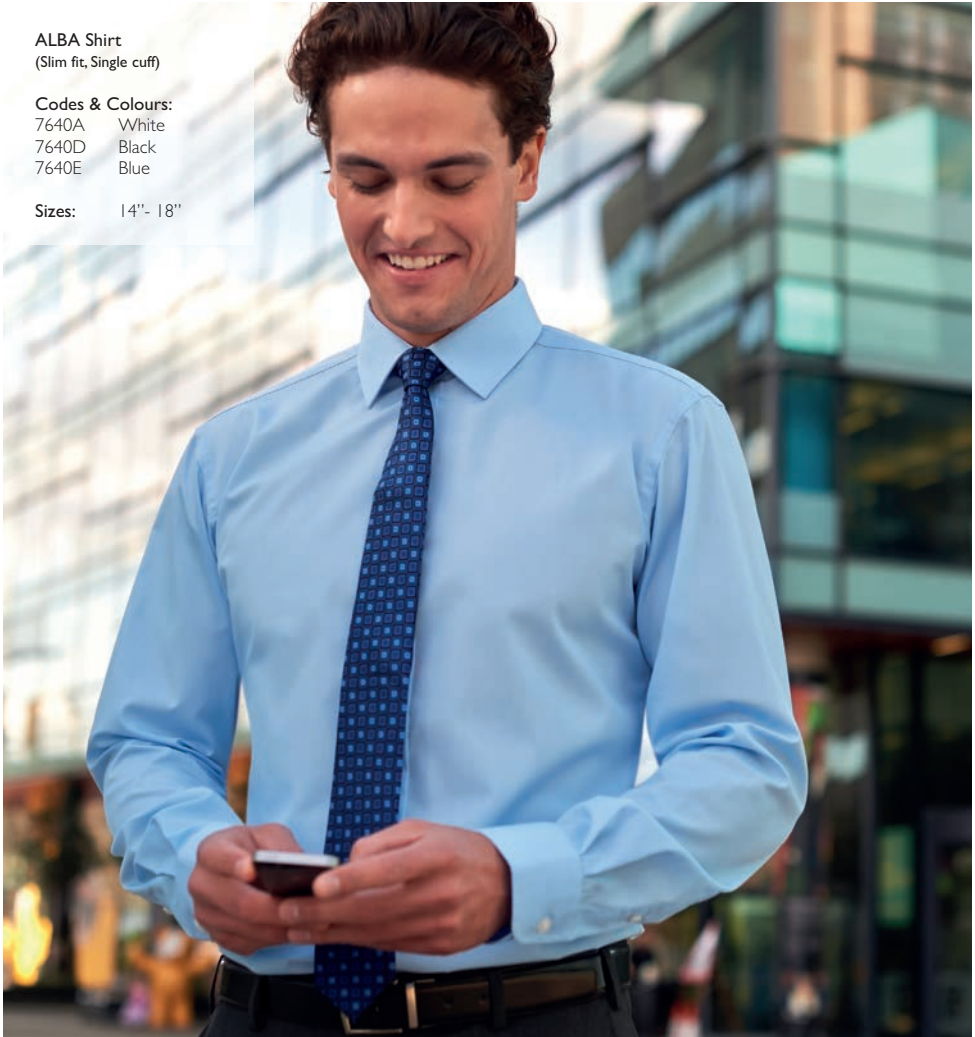
MEN'S ALBA Slim fit, Single cuff

- Twin rear darts for a defined silhouette
- Semi cutaway collar

ALBA Shirt
(Slim fit, Single cuff)

Codes & Colours:
7640A White
7640D Black
7640E Blue

Sizes: 14" - 18"



ALBA shirt matches men's RAPINO & ROSELLO shirts and women's PALENA & PADULI blouses. See pages 26, 27, 30 and 31 for more information.

SLIM FIT



ALBA Shirt
(Slim fit, Single cuff)



A. White

E. Blue

D. Black

SHORT SLEEVE

ADJUSTABLE CUFF



PADULI Blouse
(Semi fitted, Short sleeve)



ROSELLO Shirt
(Classic fit, Short sleeve)

COTTON RICH



55% Cotton / 45% Polyester - EASY IRON - SHORT SLEEVE

WOMEN'S **PADULI** Semi fitted, Short sleeve

MEN'S **ROSELLO** Classic fit, Short sleeve

- Chest pocket (Rosello)
- Short sleeve with adjustable cuff (Paduli)

**EXTENDED SIZE RANGE
NOW AVAILABLE**

E. Blue



PADULI Blouse
(Semi fitted, Short sleeve)

Codes & Colours:
2216A White
2216E Blue

Sizes: 4 - 30 regular

Codes & Colours:
2216B Pink
2216D Black

Sizes: 6 - 24 regular


ROSELLO Shirt
(Classic fit, Short sleeve)

Codes & Colours:
7541A White
7541B Pink
7541D Black
7541E Blue


Sizes: 14.5" - 20"



B. Pink PADULI adjustable cuff detail



A. White



D. Black

PADULI blouse & ROSELLO shirt match men's ALBA & RAPINO shirts & women's PALENA blouse.

See pages 26, 27, 28 and 29 for more information.

COTTON RICH




60% Cotton / 40% Polyester - EASY IRON - LONG SLEEVE

WOMEN'S **PERANO** Semi fitted, Single cuff

MEN'S **RUFINA** Classic fit, Single cuff

- Chest pocket (Rufina)
- Single 2 button cuff (Perano)



A. White/Grey Stripe



B. Pink/Grey Stripe



C. Blue/White Stripe

PERANO Blouse
(Semi fitted, Single cuff)

- Codes & Colours:**
2215A White/Grey Stripe
2215B Pink/Grey Stripe
2215C Blue/White Stripe

Sizes: 6 - 24 regular

RUFINA Shirt
(Classic fit, Single cuff)

- Codes & Colours:**
7540A White/Grey Stripe
7540B Pink/Grey Stripe
7540C Blue/White Stripe

Sizes: 14.5"- 20"



PERANO Blouse
(Semi fitted, Long sleeve)



RUFINA Shirt
(Classic fit, Long sleeve)



PERANO blouse & RUFINA shirt match PESCARA blouse & ROCCELLA shirt.
See pages 34 and 35 for more information.

COTTON RICH



60% Cotton / 40% Polyester - EASY IRON - SHORT SLEEVE

WOMEN'S **PESCARA** Semi fitted, Short sleeve


MEN'S **ROCCELLA** Classic fit, Short sleeve

- Chest pocket (Roccella)
- Short sleeve with adjustable cuff (Pescara)

A. White/Grey Stripe



ADJUSTABLE
CUFF



PESCARA blouse & ROCCELLA shirt match PERANO blouse & RUFINA shirt.
See pages 32 and 33 for more information.

C. Blue/White Stripe

SHORT SLEEVE

BROOK TAVERNER
corporate tailoring



B. Pink/Grey Stripe



PESCARA Blouse
(Semi fitted, Short sleeve)



ROCELLA Shirt
(Classic fit, Short sleeve)

PESCARA Blouse
(Semi fitted, Short sleeve)

Codes & Colours:

2217A White/Grey Stripe
2217B Pink/Grey Stripe
2217C Blue/White Stripe

Sizes: 6 - 24 regular

ROCELLA Shirt
(Classic fit, Short sleeve)

Codes & Colours:

7542A White/Grey Stripe
7542B Pink/Grey Stripe
7542C Blue/White Stripe

Sizes: 14.5" - 20"

COTTON RICH



60% Cotton / 40% Polyester - EASY IRON - LONG SLEEVE

MEN'S **MANTOVA** Classic fit, Single cuff

WOMEN'S **CAMPANIA** Semi fitted, Single cuff

- Chest pocket (Mantova)
- Contrast inner collar and cuff (colours B, C & D only)
- Double button fastening (Campania)

MANTOVA shirt
& CAMPANIA blouse
match SAVONA shirt
& LIGURIA blouse.
See pages 38 and 39 for
more information.

MANTOVA Shirt
(Classic fit, Single cuff)

Codes & Colours:

- 7594A White Waffle Weave
- 7594B Sky Blue/Magenta Stripe
- 7594C Black/White Stripe

Sizes: 14.5" - 20"



MANTOVA Shirt
(Classic fit, Single cuff)



A. White
Waffle Weave



**B. Sky Blue/
Magenta Stripe**

CAMPANIA Blouse
(Semi fitted, Single cuff)

Codes & Colours:

- 2239A White Waffle Weave
- 2239B Sky Blue/Magenta Stripe
- 2239C Black/White Stripe
- 2239D Candy Stripe

Sizes: 6 - 24 regular



CAMPANIA Blouse
(Semi fitted, Single cuff)



C. Black/White Stripe



D. Candy Stripe
(Campania & Liguria only)



COTTON RICH



60% Cotton / 40% Polyester - EASY IRON - SHORT SLEEVE

MEN'S **SAVONA** Classic fit, Short sleeve

WOMEN'S **LIGURIA** Semi fitted, Short sleeve

- Chest pocket (Savona)
- Contrast inner collar and cuff (colours B, C & D only)
- Short sleeve with 2 button cuff detail (Liguria)

CONTRAST INTERNAL COLLAR & CUFF



SAVONA Shirt
(Classic fit, Short sleeve)

Codes & Colours:

- 7595A White Waffle Weave
- 7595B Sky Blue/Magenta Stripe
- 7595C Black/White Stripe

Sizes: 14.5" - 20"

LIGURIA Blouse
(Semi fitted, Short sleeve)

Codes & Colours:

- 2240A White Waffle Weave
- 2240B Sky Blue/Magenta Stripe
- 2240C Black/White Stripe
- 2240D Candy Stripe

Sizes: 6 - 24 regular





A. White Waffle Weave



B. Sky Blue/Magenta Stripe



C. Black/White Stripe



D. Candy Stripe
(Liguria & Campania only)



LIGURIA Blouse
(Semi fitted, Short sleeve)



SAVONA Shirt
(Classic fit, Short sleeve)

SAVONA shirt & LIGURIA blouse match
MANTOVA shirt & CAMPANIA blouse.
See pages 36 and 37 for more information.



BROOK TAVERNER
corporate tailoring

www.brooktaverner.com